

30MM-DHP08

DIGIHUB® 8 PORT DATA PATCH PANEL - CAT6

Features

- DigiHUB 8 port CAT6 patch panel
- Colour coded Krone punch down CAT6 keystones
- Ideal for small businesses and homes
- Supports up to 8 data outlets
- Stand alone unit or incorporate the module into the DigiHUB®



1. Stripper,
Punch down,
Cable cutters




2. T568B


Pin 1 White | Orange Pin 2 Orange
 Pin 3 White | Green Pin 4 Blue
 Pin 5 White | Blue Pin 6 Green
 Pin 7 White | Brown Pin 8 Brown

T568A


Pin 1 White | Green Pin 2 Green
 Pin 3 White | Orange Pin 4 Blue
 Pin 5 White | Blue Pin 6 Orange
 Pin 7 White | Brown Pin 8 Brown



3. Strip the PVC Jacket to 30mm length and separate the 4 pairs of twisted cable. Make sure the stripper is adjusted properly on a scrap piece of cable. The Stripper should be adjusted to only score the jacket to make removing it easier and not nick the twisted pairs. **DO NOT** nick the conductors, this will cause the wire to break or short out the connection causing future problems. Inspect all wires for damage before proceeding to step 4.



4. Following the direction on the color coding sticker position the twisted pairs over the keystone jack to either T568B or T568A wiring, separate the twisted pairs slightly, keeping the pairs as twisted as possible press the wire into the correct groove with your thumbs. If you completely straighten the wires to run them through the jack you will risk cross talk between the pairs.



5. Using a punch down tool, punch the wires down into the blades built into the keystone jack. The blades in the jack are designed to work with solid cable, and may not work with stranded cable. Make sure the tools blade is facing the outside of the keystone jack. If you reverse it you will cut the wires inside the keystone jack breaking the connection. The punch down tool should cut off the remaining pieces of the wire on the outside, but sometimes you may need to punch them down a 2nd time and wiggle the wire to break it off clean.



6. Install the dust covers if your keystone jack comes with them. The covers should never be used to do the job of the punch down tool.